

# NCHIRE

2023/24  
**RENTAL  
GUIDE**



**NEW  
GEAR**



**0800 624 473**

**[www.nchire.co.nz](http://www.nchire.co.nz)**

# Welcome

## Hello and welcome to our all new **2023/24 Rental Guide.**

As a contractor you've got plenty to do and organise in a day. That's why we've built our business around supporting you and making organising hire equipment a pleasurable experience.

NC Hire uses its global connections to source equipment for your complex projects, allowing you to spend more time on the job at hand.

In this latest Rental Guide you'll notice a few new additions to our ever growing fleet with a growing focus on how we can make our customers stand out from the pack! Over the last few years, NC Hire have innovated to become so much more than just another hire company. We've seen an opportunity to grow our reputation and become an all-round solutions provider to our customers. Such solutions include short or long term hire/lease, hire-to-buy, straight out purchase, transportation services and a newly formed painting and preparation services.

Get in touch with one of our friendly team for a consultation about how a partnership with NC Hire is guaranteed to improve your productivity.



**Harland Bassett**  
Sales and Marketing

## Why hire from us?

### **We Learn to Understand Your Needs.**

We've been doing this for over 11 years now!

### **Youngest Fleet in the Industry.**

We aim to turn our fleet over every 24 months!

### **All Round Solutions Provider.**

We've normally got a solution for your challenge!

### **Customer Support.**

Our foundational principle which can't be disputed!

***Please Note:** All specifications and details/parameters provided in this guide have been obtained using current Manufacture's guidelines at the time of printing/issue. NC Hire or its affiliated parties take no responsibility or action against any misinterpretation of this information or its currency. NC Hire suggest that all details must be checked in accordance with current manufacture's guidelines/specifications before machine use.*

## 4 About NC Hire



## 10 Construction Equipment



## 98 Access Equipment



## 129 Transport Solutions



## 131 Health and Safety



### TRANSPORTATION REQUIREMENTS KEY



Utility



Trailer



Truck (<6T)



Truck (<10T)



Truck (14T+)



# About Us





From

Introduction	6
Support	7
Sales	8
Painting/Grooming	9



**Amberley Depot**



**Rangiora Depot (24/7)**



**Hornby Access Depot**

Founded in the early 2000's, NC Hire started from an agricultural background hiring out farm related equipment by the Bassett family out of North Canterbury (hence the NC). The fleet grew but the family were quick to learn that equipment of this nature was typically seasonal, so began the investment in Construction and Access equipment. This quickly became a major focus as NC Hire began to offer many industry-firsts and all brand new gear. In 2013 NC Hire felt that a depot in Christchurch was critical to ongoing success so this was formed, along with a third location in Rangiora in 2014. 2018 saw NC Hire invest in a sister company, Fulcrum Equipment, based in Dunedin servicing the Otago region providing greater South Island coverage.

Our customers understand that having reliable machines on hand at the right time is critical in today's competitive construction environment, and we have focused on three key areas including near new construction/civil equipment, access equipment and materials handling equipment.

Over the last number of years, NC Hire have innovated to become much more than just another hire company. We've seen an opportunity to grow our reputation and become an all-round solutions provider to our customers. Such solutions include **short or long term hire/lease, hire-to-buy, straight out purchase, transportation services and a newly formed paint restoration services.**

At NC Hire, excellent customer service is a given and our **100 percent family-owned and operated** business can be relied upon to go the extra mile, **challenging the status quo in everything we do.**

The sale of used/second hand equipment is fast becoming popular to discerning buyers nationwide. The second hand machinery offered to the market by NC Hire is of excellent quality and on-sold in premium condition with a full history on the machine.

NC Hire has achieved many industry firsts, some of the more notable being the first to open a **24/7 depot**, the first to put **a rough terrain scissor lift on a trailer**, the first to offer **GPS tracking on all plant and equipment**, and **laser-guided box blades.**

As we look forward to the future, we won't be resting on our laurels, and we've got plans!

Thank you for your support thus far, and we look forward to helping you into the future!







## When things go wrong, it's the **support that counts.**

NC Hire is backed by a team of professionals nationwide. We aim to have you back up running in the shortest time possible. That's why we have a service promise to have you working when things go wrong... give us a try!

 *NC Hire have supplied access and hire equipment to a recently completed complex project in Oxford. They have been a pleasure to deal with, from their professional communication, excellent equipment, competitive rates and ability to help us out on short notice. If we ever had any issues they dealt with them immediately which is critical on tight programmes. I look forward to continuing with NC Hire in the future.*



**Dedicated Support**

**0800 624 473**  
**hire@nchire.co.nz**

**24/7**

## Why Consider Us for Your Next Purchase?

- We only hire and sell the best, proven brands of equipment.
- Our equipment has been maintained and cared for by our select group of customers.
- All equipment can be sold with a full maintenance history giving you peace of mind.
- We offer so many different options to help you into a machine from Hire to Buy, Long Term Lease and Finance plans.

**GEAR  
FOR  
SALE**



NC Hires policy is to maintain a **modern, low houred fleet...**

and as a result, we have quality, low houred machinery for sale.

You can enjoy peace of mind knowing that all our machinery has been maintained to the highest of standards and can offer the balance of the machine warranty.



Be sure to check out our 'TradeMe' page for our latest equipment sales and fleet disposal.



*Our experience has been excellent so far and we are very happy with the condition and presentation of the machine on its arrival in Tauranga. The machine was delivered on time with no issues and all items accounted for.*

**Call us now for a list of sales stock.**

**0800 624 473**





NC Hire now provides a **Painting & Grooming Service** for Construction related equipment.

We're setting ourselves apart by:

- Offering a full end to end solution. We'll collect the machine, prepare, (repair if necessary), paint, groom and drop back to you!
- Seeking to offer one of the quickest turn around times in the industry whilst upholding a very high level of workmanship.
- Our painters are industry professionals and have over 25 years of experience with all things paint.
- Painting and maintain your fleet has so many excellent advantages like improving your professional image and improving equipment value if you're looking to sell it.



# Construction Equipment





Excavators	13
Tracked Loaders	19
Wheeled Loaders	23
Forklifts	27
Telehandlers	31
Wheeled Dumpers	37
Tracked Dumpers	41
Graders	45
Rollers	51
Tractors	59
Lighting Towers	63
Power Generation	65
Highway Trucks	69
Dust Suppression	73
Compaction	77
Tools & Site Equipment	81
Excavator Attachments	87
Loader Attachments	93

“ NC Hire have been a great asset to our business as we grow. They provide very quick and efficient service with good quality equipment that ensures our work sites run smoothly without hiccup. Recommended!





# Excavators



NC Hire has a large Range of Excavators from 0.8T - 14T in our fleet ready to meet your requirements.

All Equipment remains modern and highly maintained guaranteed to improve your efficiency.

The latest Tier 4 Engines deliver superior power for their size whilst saving you fuel and reducing environmental impact.

Micro Excavators	14
Mini Excavators	15
Compact Excavators	16
Medium Excavators	17
Large Excavators	18

## COMMON NAMES

Digger, Back Hoe



Our specialist range of mini excavators include the 800kg and 1200kg machines, making them ideal for extremely tight jobs or projects where they could be air-lifted to an inaccessible location.

ATTACHMENTS (refer p87-92)



BENEFITS

- **Purpose Built Trailer** - Get machines to remote locations.
- **Rubber Tracks** - Less disturbance to ground.
- **Slew Boom** - Access areas up against structures.
- **Blade** - Can be used for levelling.
- **Zero Tail Swing** - Allows work in confined spaces.

SPECIFICATIONS (TRAILERED)

OPERATING WEIGHT (T)	DIGGING DEPTH (MM)	WIDTH (MM)	TRANSPORT
0.8	1460	680/840*	
1.2	1950	830 / 1000*	

\*Expanded / Retracted





We can supply a range of compact trailered excavators from 1.7T - 2.5T in our fleet ready to meet your requirements. Trailered excavators can be towed with suitable vehicles, making them ideal for smaller scale projects.

**ATTACHMENTS** (refer p87-92)



**SPECIFICATIONS (TRAIERED)**

OPERATING WEIGHT (T)	DIGGING DEPTH (MM)	WIDTH (MM)	TRANSPORT
1.7	2200	990 / 1280*	
2	2440	1380	
2.5	2745	1500	

\*Expanded / Retracted

**BENEFITS**

- **Tilt Bucket** - Allows operator to shape areas.
- **Tilting Hitch** - Some units fitted with tilting hitches for unlimited versatility.
- **Rubber Tracks** - Less disturbance to ground.
- **Slew Boom** - Access areas up against structures.
- **Blade** - Can be used for levelling.
- **Zero Tail Swing** - Work in confined spaces.



Our compact range of excavators include from 3.5T - 5.5T.

Available with a wide range of attachments and array of safety features make these ideal for your work site.

ATTACHMENTS (refer p87-92)



SPECIFICATIONS

OPERATING WEIGHT (T)	DIGGING DEPTH (MM)	WIDTH (MM)	TRANSPORT
3.5	3300	1740	
5.5	3980	1990	

BENEFITS

- **Tilt Bucket** - Allows operator to shape areas.
- **Tilting Hitch** - Some units fitted with Tilting Hitches for unlimited versatility.
- **Rubber Tracks** - Less disturbance to ground.
- **Air Conditioned Cabs** - Operate in all elements.
- **Quick Hitch** - Quick and safe connection of attachments.
- **Slew Boom** - Access areas up against structures.
- **Blade** - Can be used for levelling.



Our range of medium excavators include our 8-10T size range. These are perfect for medium sized projects where you need more power than smaller machines. These can still be transported by our transporters making them a quick and efficient option!

#### ATTACHMENTS (refer p87-92)



#### SPECIFICATIONS

OPERATING WEIGHT (T)	DIGGING DEPTH (MM)	WIDTH (MM)	TRANSPORT
8	4400	2270	
10	4530	2320	

#### BENEFITS

- **Tilt Bucket** - Allows operator to shape areas.
- **Tilting Hitch** - Some units fitted with Tilting Hitches for unlimited versatility.
- **Rubber/Steel Tracks** - Choose track configuration to suit your project.
- **Air Conditioned Cabs** - Operate in all elements.
- **Quick Hitch** - Quick and safe connection of attachments.
- **Blade** - Can be used for levelling.
- **NZ Road Registered** - Legally work on and around roads.





Our range of large 14-15T Komatsu and Sumitomo excavators are suitable for bulky projects where extra power and size is required.

**ATTACHMENTS** (refer p87-92)



**SPECIFICATIONS**

OPERATING WEIGHT (T)	DIGGING DEPTH (MM)	WIDTH (MM)	TRANSPORT
14	5900	2490	
15	6010	2490	



**BENEFITS**

- **Tilt Bucket** - Allows operator to shape areas.
- **Tilting Hitch** - Some units fitted with Tilting Hitches for unlimited versatility.
- **Steel Tracks** - Additional traction on slippery slopes.
- **Air Conditioned Cabs** - Operate in all elements.
- **Quick Hitch** - Quick and safe connection of attachments.
- **Blade** - Can be used for levelling.
- **NZ Road Registered** - Legally work on and around roads.

# Tracked Loaders



NC Hire has an extensive range of Tracked Loaders.

Track Loaders are perfectly suited on loose, muddy and uneven sites and are designed to conquer the harshest of terrain.

We have recently invested in a range of new attachments. Check these out on page 93.

Mini Tracked Loaders	20
Medium Tracked Loaders	21

## COMMON NAME

Skid Steer, Bobcat, Mini Loader



These are the perfect machines for ultimate productivity to shift material around small sites and tight areas. You'll find yourself shifting, levelling and grading all with one machine! Ergonomic and easy-to-use controls are simple to pick up. Grab one or multiple attachments to get multiple jobs done!

ATTACHMENTS (refer p93-97)



BENEFITS

- **Rubber Tracks** - Little disturbance to ground
- **Small & Compact** - Packs a very powerful punch for size of machine
- **Step on/Step off Control** - Very fast use the machine for small jobs
- **4 in 1 Bucket** - Shift, Shape, Spread and Grab!

SPECIFICATIONS

MACHINE POWER (HP)	OPERATING WEIGHT (T)	WIDTH (MM)	BUCKET CAPACITY (M³)	HYDRAULIC FLOW (L/M)	MAX TIPPING HEIGHT (MM)	TRANSPORT
25	1.2	1003	0.2	57.5	2000	
35	1.5	1006	0.2	58.7	2150	





Tracked Loaders deliver best-in-class bucket breakout force, lifting capacity, outstanding stability and a wide and comfortable operator area. An essential tool for any demanding site.

Ask about our Laser Grader options (see pages 48-49 for more information).



**ATTACHMENTS** (refer p93-97)



**SPECIFICATIONS**

MACHINE POWER (HP)	OPERATING WEIGHT (T)	WIDTH (MM)	BUCKET CAPACITY (M³)	HYDRAULIC FLOW (L/M)	MAX TIPPING HEIGHT (MM)	TRANSPORT
60	3	1750	0.5	68	2800	
75	4	1800	0.5	66/110 (H/F)	3025	

**BENEFITS**

- **Enclosed/Air Conditioned Cab** - Operate in all elements.
- **Rubber Tracks** - Less disturbance to ground.
- **Quick Coupler** - Quick and safe change of attachments.
- **Many Attachments** - Choose from a huge range of attachments.



# Wheeled Loaders



NC Hire has an extensive range of Articulated Wheeled Loaders.

Wheeled/Articulating Loaders are excellent workhorses on site for carting of all kinds of materials.

Micro Wheeled Loaders	24
Small Wheeled Loaders	25
Medium Wheeled Loaders	26

## COMMON NAMES

Front Loader, All Terrain Loader





Our range of micro loaders from 1T – 2T are perfect for tight residential works where they are tight space constraints. These also have the ability to be trailered making them very practical for small short term jobs!

ATTACHMENTS (refer p93-97)



BENEFITS

- **Small and Nimble** - Get almost anywhere with a small foot, light weight foot print.
- **Tow Away on Your Trailer or Ours** - Perfect for multiple small jobs to save on transport.

SPECIFICATIONS

OPERATING WEIGHT (T)	WIDTH (MM)	BUCKET CAPACITY (M³)	TIPPING HEIGHT (MM)	TRANSPORT
1	1250	0.15	1715	
1.5	1290	0.5	2350	
2	1400	0.5	1865	



Our range of 4T Articulated Wheeled Loaders will see your small site requirements covered. Our Wheeled Loaders are fitted with Universal Hitches to fit a wide range of attachments, making them an essential tool on the job site!

**BENEFITS**

- **Large Rubber Flotation Tyres** - Maximum traction.
- **Cabbed/Non-cabbed** - Choose a machine that suits you.
- **NZ Road Registered** - Legally work on and around roads.

**ATTACHMENTS** (refer p93-97)



**SPECIFICATIONS**

OPERATING WEIGHT (T)	WIDTH (MM)	BUCKET CAPACITY (M³)		TIPPING HEIGHT (MM)	TRANSPORT
		Normal	Heaped		
4	1645	0.45	0.5	2420	



Our range of Articulated Wheeled Loaders for 6-8T will see your medium site requirements covered.

Our Wheeled Loaders are fitted with Universal Hitches to fit a wide range of attachments, making them an essential tool on the job site.

**BENEFITS**

- **Large Rubber Flotation Tyres** - Maximum traction.
- **Enclosed/Air Conditioned Cab** - Operate in all elements.
- **NZ Road Registered** - Legally work on and around roads.

**ATTACHMENTS** (refer p93-97)



**SPECIFICATIONS**

OPERATING WEIGHT (T)	WIDTH (MM)	BUCKET CAPACITY (M³)		TIPPING HEIGHT (MM)	TRANSPORT
		Normal	Heaped		
6	2080	0.75	1.25	2493	
8	2300	1.05	1.8	2846	



# Forklifts



Rough Terrain Forklifts are a brand new additions to the fleet to complement our Materials handling range of telehandlers perfectly suited for sites where a smaller machine is needed for tasks, too small for a telehandler or similar.

Keep an eye out as we look to increase our size and range of these Rough Terrain Forklifts.

2.5T Slab Forklift	28
2.5T RT Diesel Forklift	29

## COMMON NAMES

Electric Forklift, LPG forklift, All Terrain Forklift

Our range of slab forklifts are designed for hard & flat surfaces and are Electric, LPG or Petrol Powered. You tell us what your requirements are and we'll source the machine for you!



SPECIFICATIONS

DIMENSIONAL DATA

Lift Height	3-6m
Length to Face of Fork (without Forks)	2.2-3m
Overall Width	1200mm
Mast Lowered Height	2-3m
Overhead Guard Height	<2200mm

WEIGHT/PERFORMANCE DATA

Rated Capacity	2500kg
Self Weight	3600kg
Drive Speed (unladen/laden)	18/19km/h

TRANSPORT



Our rough terrain forklifts are tough, compact forklifts with a two-wheel and four-wheel drive systems. The forklift is based on a conventional forklift, but built for rough terrain performance!



**SPECIFICATIONS**

BRAND	MAXIMAL
Model	FD25 4x4

**DIMENSIONAL DATA**

Lift Height	3000mm
Length to Face of Fork (without Forks)	3066mm
Overall Width	1450mm
Mast Lowered Height	2350mm
Overhead Guard Height	2256mm

**WEIGHT/PERFORMANCE DATA**

Rated Capacity	2500kg
Self Weight	4830kg
Drive Speed (unladen/laden)	18/17km/h










# Telehandlers



NC Hire offer telehandlers in our materials handling division. We consistently invest in brand new manitou equipment and offer a number of approved and regulated attachments for added versatility.

Telehandlers are great for a huge range of tasks and are very fast becoming popular on medium to large infrastructure and civil projects. Find out today how we can make your next project more efficient with one of these on site!

### Attachments Guide

Forks	Bucket	Lifting Hook
		

1.5T Telescopic Loader	32
3T Telehandler	33
3.5T Telehandler	34
4T Telehandler	35
7T Telehandler	36

### COMMON NAMES

Telehandler, Manitou, Avant



The Avant Loader are perfect for tight residual works where there are space constraints. They are perfect for a multitude of jobs and the powerful auxiliary hydraulics runs a large range of attachments.

They also have the ability to be trailered making them very practical for small and short term jobs!



SPECIFICATIONS

BRAND	AVANT
Model	635

PERFORMANCE DATA	
Max. Capacity	1100kg
Max. Lifting Height	2835mm
Unladen Weight	1540kg
Transport	
Attachments (refer p93)	





The compact 9m/3.2T Telehandler range is an ideal machine for construction sites where you will find this useful for unloading trucks and shifting pallets of materials safely.

With a fully enclosed cab and all the latest features, your operators will appreciate a very versatile machine.

## SPECIFICATIONS

### BRAND

MANITOU

### Model

MT932

### PERFORMANCE DATA

#### Max. Capacity

3200kg

#### Max. Lifting Height

9m

#### Max. Outreach

6.35m

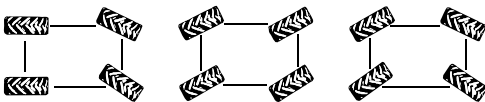
#### Unladen Weight

7145kg

#### Transport

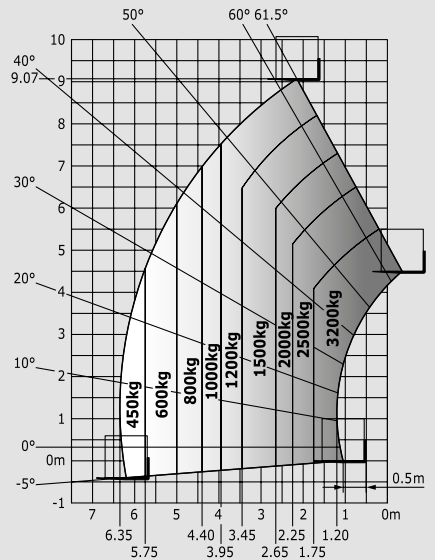


#### Steering Modes



4 Wheel Steer - 3 Steering Modes

#### Attachments (refer p93)



Machine reach on tyres with forks.



The medium sized 13m/3.5T Telehandler range is an ideal machine for constructions sites where you will find this useful for unloading trucks, shifting pallets of materials and occasional lifting with the Lifting Hook.


Featuring the Manitou 'JSM' System, operators will easily and quickly familiarise themselves with the Palm Control System so you are working sooner.

Also fitted with stabilisers for extra stability during lifting tasks.

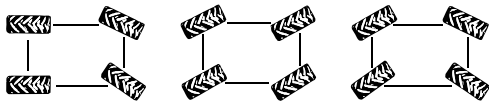
SPECIFICATIONS

BRAND	MANITOU
Model	MT1335

PERFORMANCE DATA

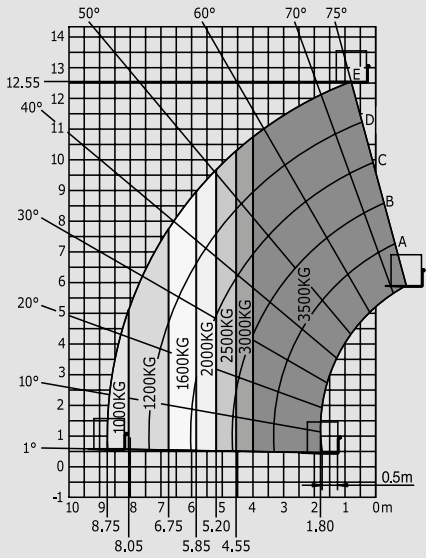
Max. Capacity	3500kg
Max. Lifting Height	12.55m
Max. Outreach	8.75m
Unladen Weight	8800kg
Transport	

Steering Modes



4 Wheel Steer - 3 Steering Modes

Attachments (refer p93)	  
-------------------------	---



Machine reach on stabilisers with forks.



The large sized 18m/4T Telehandler range is an ideal machine for large constructions sites where you will find this useful for unloading trucks, shifting pallets of materials and a variety of other tasks.


Featuring the Manitou 'JSM' System, operators will easily and quickly familiarise themselves with the Palm Control System so you are working sooner.

Also fitted with stabilisers for extra stability during lifting tasks.

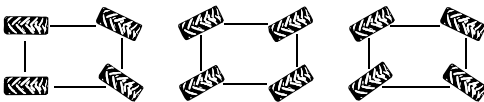
## SPECIFICATIONS

BRAND	MANITOU
Model	MT1840

### PERFORMANCE DATA

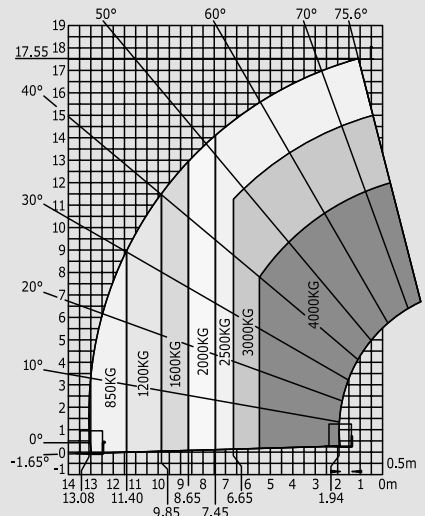
Max. Capacity	4000kg
Max. Lifting Height	17.55m
Max. Outreach	13.08m
Unladen Weight	11700kg
Transport	

### Steering Modes



4 Wheel Steer - 3 Steering Modes

Attachments (refer p93)	  
-------------------------	---



Machine reach on stabilisers with forks.





A massive capacity of 7.2T and a reach of 10m makes these Telehandlers perfect for large scale industrial projects needing some serious grunt!

These simple, practical and easy to use Telehandlers will see your site gain productivity guaranteed!



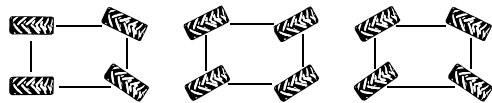
SPECIFICATIONS

BRAND	MERLO
Model	P72.10

PERFORMANCE DATA

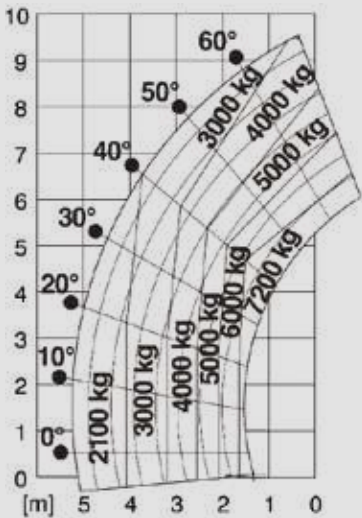
Max. Capacity	7200kg
Max. Lifting Height	9.5m
Max. Outreach	5.2m
Unladen Weight	11200kg
Transport	

Steering Modes



4 Wheel Steer - 3 Steering Modes

Attachments (refer p93)	
-------------------------	--



Machine reach on stabilisers with forks.



# Wheeled Dumpers



Wheeled Dumpers are a convenient way to shift material around your site.

NC Hire has a range of wheeled dumpers to suit all kinds of materials, site conditions and terrain.

Compact Wheeled Dumpers	38
Medium Wheeled Dumpers	39
Large Wheeled Dumpers	40

## COMMON NAMES

Dumpy, Swivel Dumper, Site Dumper, Thwaites, Front Dumper



Our range of compact dumpers have so many great features and are a perfect way to get material around tight sites and residential areas.

Both machines can come on a trailer making them very versatile and a convenient for short term projects.

**BENEFITS**

- **Large Flotation Tyres** - Minimal ground disturbance and maximum traction.
- **High Ground Clearance** - Built to handle rough terrain.
- **Folding ROPS Frame** - Access low height areas.

**SPECIFICATIONS**

MAX CAPACITY (T)	OPERATING WEIGHT (T)	WIDTH (M)	SKIP	TRANSPORT
1	1.3	1.15	High Tip	
3	2.3	1.86	Swivel	





Articulated Wheeled Dumpers are ideal for soft and rough terrain. All Dumper units feature swivel skips allowing maximum efficiency on site.

**BENEFITS**

- **Large Flotation Tyres** - Minimal ground disturbance and maximum traction.
- **High Ground Clearance** - Built to handle rough terrain.
- **Folding ROPs Frame** - Access low height areas.

**SPECIFICATIONS**

MAX CAPACITY (T)	OPERATING WEIGHT (T)	WIDTH (M)	SKIP	TRANSPORT
6	4.3	2.2	Swivel	
9	4.7	2.5	Swivel	






Hydrema dumpers are extremely fast and efficient machines. Fitted with a 5.6m<sup>3</sup> bin and a unique designed suspension system they have the ability to move material very quickly while keeping the impact to haul roads and loading areas to a minimum. A high ground clearance with ultra low ground pressure whilst still remaining compact mean these are superb off road.

**BENEFITS**

- **Ultra Low ground pressure** - Achieve maximum traction over soft ground.
- **Superior low fuel consumption** - Shift more over rough ground for less.
- **Air Suspended Cab** - Leave a long shift ache and pain free.

**SPECIFICATIONS**

MAX CAPACITY (M <sup>3</sup> )	PAYLOAD (T)	WIDTH (M)	SKIP	TRANSPORT
5.6	10	2.5	Reverse	



# Tracked Dumpers



Our range of mini and compact sized Tracked Dumpers have proved very popular in areas with poor ground conditions, and extra traction is required.

Featuring swivel tip, these will get material into locations other machines never will!

Self-Loading Dumpers	42
Mini Tracked Dumpers	43
Compact Tracked Dumpers	44

## COMMON NAMES

Tracked Dumpy, Tippers, Maggot





Our range of Self-Loading Dumpers are perfect if you are tight on labour and space as you have the ability to load the 800kgs without leaving the back of the machine.

The self-loader has a scoop that funnels material into the bin, ability to spread back out and lift and transport heavy objects.

**BENEFITS**

- **Rubber Tracks** - Allows for maximum traction.
- **Self-Loading** - Save on time and labour with this mechanism

**SPECIFICATIONS**

CAPACITY (KG)	WIDTH (MM)	SKIP	TRAVEL SPEED (KM/H)	TRANSPORT
800	835	Front	5.5	



Our range of Mini Dumpers are perfect for small, tight sites and extremely versatile with 3 way or swivel tip systems.

**BENEFITS**

- **Rubber Tracks** - Allows for maximum traction.
- **Tip/Swivel** - Get your material where you need it.

**SPECIFICATIONS**

CAPACITY (KG)	WIDTH (MM)	SKIP	TRAVEL SPEED (KM/H)	TRANSPORT
1000	950	3 way	5.5	
1200	990	Swivel	5.6	



Our range of Compact Dumpers are perfect for tight areas and/or rough ground conditions.

A fast travel speed and swivel skip means these are very versatile in varying conditions.

**BENEFITS**

- **Rubber Tracks** - Allows for maximum traction.
- **Tip/Swivel** - Get your material where you need it.

**SPECIFICATIONS**

CAPACITY (T)	WIDTH (MM)	HEIGHT (MM)	SKIP	TRAVEL SPEED (KM/H)	TRANSPORT
2.5	1500	2310	Swivel	11	
3.7	2200	2725	Swivel	9.5	



# Graders

Our range of small to medium graders include Box Graders and Mid-mount Graders. Choose for the right application and with a laser-guided system as well.



Mid-mount Grader	46
Mini Box Blade Grader	47
Medium Box Blade Grader	48

## COMMON NAMES

Box Blade, Tractor Grader, Laser Grader, 2D Grader



The Master Grader mid-mount tractor grader is a class leading machine suited for many applications such as forming lanes and driveways, road maintenance and carpark or section levelling. These can be fitted with laser receivers on request.



SPECIFICATIONS

TRACTOR POWER (HP)	WEIGHT (KG)	BLADE WIDTH (MM)	TRANSPORT
50	3200	2400	

BENEFITS

- **8 Way Blade Control** – For precision grading.
- **Large Rear Wheels** – For extra traction.
- **Controllable Deep Mouldboard** – To carry and push more material.



For ultimate way to increase efficiency for preparing foundations, kerbing, footpaths, courtyards or much more. Look no further than the laser grader package.

This machine is supplied as a complete package with the mini skid steer loader, box blade attachment with full 2D laser control and the robust laser unit and receivers to suit. They also have the ability to be trailered making them very practical for small and short term jobs.

**BENEFITS**

- **No Huge Outlay** – Hire as required.
- **Dual Grade Control** – For ultimate site efficiency.
- **Full Package** – Complete working package will be delivered.
- **Tow Away on Your Trailer or Ours** - perfect for small jobs to save on transport

**SPECIFICATIONS**

MACHINE POWER (HP)	BLADE WIDTH (MM)	RETRACTING WHEEL	OPTIONS	TRANSPORT
25	1200	Yes	Kerb Tracker	
35	1500	Yes	Kerb Tracker	
50	1560	Yes	Kerb Tracker	





For the ultimate way to increase efficiency for preparing foundations, kerbing, footpaths, courtyards or much more. Look no further than the Laser Grade package.

This machine is supplied as a complete package with skid steer loader, box blade attachment with full 2D laser control and the robust laser unit and receivers to suit. Allows a final grade to within 3mm of desired levels.

**BENEFITS**

- **No Huge Outlay** – Hire as required.
- **Dual Grade Control** – For ultimate site efficiency.
- **Full Package** – Complete working package will be delivered.
- **Adjustable Grade Height Receivers** – adjust heights without leaving the cab.
- **Regain Competitive Edge** – Reduce your labour content on site.

**SPECIFICATIONS**

MACHINE POWER (HP)	BLADE WIDTH (MM)	RETRACTING WHEEL	OPTIONS	TRANSPORT
60	2000	Yes	Kerb Tracker	
75	2200	No	Kerb Tracker	

### Placing Hardfill



Discover for yourself the huge time savings this one machine will bring to your sites, translating directly to increased profits!

Featuring Dual Grade Capabilities, Fulcrum provides you everything you need to make you grade like a professional with some basic training and experience!

### Large Pad Prep



Suitable for so many applications these machines will definitely make large area prep a breeze and so much quicker. We're getting a lot of positive feedback like the below comments:

*"The SharpBlade has more than trebled my efficiency. I can cut, trim and back blade on grade in either direction. I would not be without it!"*


*"What used to take three of our team and a digger one day to dust two house sites now takes me just half a day!"*

*"A huge time and cost saver! What you can do with these machines is mind blowing!"*

### Overview of Laserbox Blades



### String Line Tracker



- NC Hire can transport to and from your site anywhere in the South Island!
- NC Hire supply the full package including, Machine, Box Blade, and All Laser Equipment.
- A complimentary induction is included on the operation of the machine.
- Full backup technical and part support.





# Rollers

Our large range of Rollers are suitable for the smallest to largest jobs, including Vibrating Rollers from 1500kg to 12000kg.



Remote Control Rollers	52
Small Double Drum Rollers	53
Large Double Drum Rollers	54
Small Combination Rollers	55
Large Combination Rollers	56
Construction Rollers	57
Padfoot Rollers	58

## COMMON NAMES

Twin drum, Combi, trench roller, sheepfoot roller.



Our range of remote control rollers can be towed/ trailered with suitable vehicles making them ideal for smaller projects.

These rollers feature an articulating joint which increases manoeuvrability while a low centre of gravity improves stability. The sheepfoot drum design also acts to provide traction. Safety features include operator alert of any nearby persons/objects.

**BENEFITS**

- **Removable Side Rollers** - Get into narrower trenches.
- **Large Lifting Point** - Easily and safely lower into trenches.
- **Latest Safety Features** - Ensures your crew stay safe in trenches.
- **Powerful Diesel Engine** - Power through the toughest conditions.

**SPECIFICATIONS**

WEIGHT (KG)	DRUM WIDTH (MM)	COMPACTION RATING (KN)	TRANSPORT
1500	820	75	



Our range of small double drum rollers include 1.5T – 2.5T which can all be towed/trailed. They feature the latest technology with automatic water control and vibration.

We consistently update our fleet to keep an average age of 2 years, this means your perfect finish can always be achieved.

SPECIFICATIONS

WEIGHT (KG)	DRUM WIDTH (MM)	OVERALL WIDTH (MM)	COMPACTION RATING (KN)	TRANSPORT
1500	800	856	15.6	
1700	1000	1100	17.8	
2500	1200	1310	37	

BENEFITS

- **Large Capacity Fuel and Water Tanks** - Full day operation creating greater efficiency.
- **Multi-position Seat** - Allows operator to position seat for optimal operation.
- **Auto-start Vibration** - Delivers a perfect finish and eliminates risk of damage to surface.









Our range of large double drum rollers include 4T – 8T. They feature the latest technology with automatic water control and vibration.

We consistently update our fleet to keep an average age of 2 years, this means your perfect finish can always be achieved.

**BENEFITS**

- **Large Capacity Fuel and Water Tanks** - Full day operation creating greater efficiency.
- **Multi-position Seat** - Allows operator to position seat for optimal operation.
- **Auto-start Vibration** - Delivers a perfect finish and eliminates risk of damage to surface.

**SPECIFICATIONS**

WEIGHT (KG)	DRUM WIDTH (MM)	OVERALL WIDTH (MM)	COMPACTION RATING (KN)	TRANSPORT
4000	1300	1400	36	
7600	1600	1800	75	



Our range of small combination rollers can be towed/trailerred with suitable vehicles making them ideal for small to mid-sized projects.

They feature a front mounted vibration drum and rear mounted pneumatic tyres, and include the latest technology with automatic water control and vibration.



**BENEFITS**

- **Multi-position Seat** - Allows operator to position seat for optimal operation.
- **Working LED Lights** - Work when it suits.
- **Folding ROPs and Canopy** - Access low height areas.
- **Inbuilt Sprinkler System** - Achieve maximum compaction and control dust.

**SPECIFICATIONS**

WEIGHT (KG)	DRUM WIDTH (MM)	OVERALL WIDTH (MM)	COMPACTION RATING (KN)	TRANSPORT
2600	1200	1310	52/32	





Our range of large combination rollers include 4T – 8T and are the ideal machine for medium to large roading projects and paving operations.

We consistently rotate our fleet with new rollers to ensure you have the latest technology and desired finish.

**BENEFITS**

- **Multi-position Seat** - Allows operator to position seat for optimal operation.
- **Working LED Lights** - Work when it suits.
- **Inbuilt Sprinkler System** - Achieve maximum compaction and control dust.
- **Some Models Fitted with UHF Radio and Reverse Cameras** - We keep your operators and staff safe!

**SPECIFICATIONS**

WEIGHT (KG)	DRUM WIDTH (MM)	OVERALL WIDTH (MM)	COMPACTION RATING (KN)	TRANSPORT
4000	1300	1400	34	
8200	1500	1620	78	





Our construction rollers range from 7T – 12T and feature front mounted vibrating drums and rear drive tyres.

Fitted with spacious cabins and the latest compaction technology, these machines are ideal for medium roading contracts or even large scale commercial projects.

SPECIFICATIONS

WEIGHT (KG)	DRUM WIDTH (MM)	OVERALL WIDTH (MM)	COMPACTION RATING (KN)	TRANSPORT
6500	1670	1870	114/55	
7800	1820	1950	112/74	
12550	2130	2384	300/146	

BENEFITS

- **Spacious Comfortable Cabin** - with acoustic and vibration insulation.
- **No-spin Axles, 100% Self-locking** - Keep continuous ground contact even on highly uneven surfaces.
- **Environmentally Friendly Engine Technology** - Save up to 30% fuel and a quieter work environment.
- **Some Models Fitted with UHF Radio and Reverse Cameras** - We keep your operators and staff safe!



Our range of 7T and 13T padfoot rollers are perfect for applications compacting clay and soft material.

Available with and without pads depending on application.

**BENEFITS**

- **Ultra Low Fuel Consumption** - New equipment means large fuel saving.
- **Rotating Seat** - Saves turning around when reversing.
- **Some Models Fitted with UHF Radio and Reverse Cameras** - We keep your operators and staff safe!

**SPECIFICATIONS**

WEIGHT (KG)	DRUM WIDTH (MM)	OVERALL WIDTH (MM)	COMPACTION RATING (KN)	TRANSPORT
7500	1670	1870	114/55	
12850	2130	2384	300/146	

# Tractors



Our range of tractors will assist with small and medium jobs on civil sites.

Small Tractor	60
Tractor Broom	61

## COMMON NAMES

Front-end Loader, Farm Tractor, Tractor  
Sweeper





Our small tractors are perfect for getting jobs around home or lifestyle block done! Fitted with a front end loader, making this perfect to shift material around tight sites.

**BENEFITS**

- **Available with Assortment of Attachments** - Complete multiple jobs with one machine.
- **Small and Compact** - Get into tight spaces.
- **Tow Away on a Trailer** - Ideal for short term jobs.

**ATTACHMENTS** (refer p93-97)



**SPECIFICATIONS**

MODEL	POWER (HP)	WEIGHT (KG)	WIDTH (MM)	LENGTH (MM)	TRANSPORT
JD 3038E	38	1200	1446	4572	



With a fully enclosed, air tight and conditioned cabin, these brooms are perfect for chip sealing projects or site sweeps.

This machines includes all the latest features including improved broom functions and a float control for reduced brush wear. Available with trailer for added versatility!

**BENEFITS**

- **2WD/Turf Tyre Option** - Dramatically improves turning circle and reduces wear on new surface.
- **Air Tight/Conditioned Cabin** - Keeps the operator comfortable and free from dust and debris.
- **NZ Road Registered** - Move around site to site.
- **Full Site compliant** - Complete with reverse beeper and emergency stop.

**SPECIFICATIONS**

WEIGHT (KG)	WIDTH (MM)	LENGTH (MM)	ROAD SPEED (KM/H)	TRANSPORT
1100	2100	3900	18	





# Lighting Towers

When you need to illuminate a large area, our range of Lighting Towers are up for the task. These robust, durable and super heavy duty towers are suitable to be towed to site and simple to operate.



---

LED

64

---

## COMMON NAMES

Tower Light, Mobile Light



Designed to tackle metro, construction and civil projects, the X-ECO can be efficiently transported behind a vehicle and comes complete with hydraulic mast raise, light tilt, and 340 degree mast rotation. Fitted with 4.5KVA inbuilt generator.

**BENEFITS**

- **Extremely Quiet Diesel Engine** - Work in built-up residential areas.
- **Simple Operation** - Easy to operate and use.
- **Light Tilt/Mast Rotation** - Get the light exactly where required.
- **On/Off Timer** - Set it to switch on when dark.
- **9m Mast** - Get light exactly where required.

**SPECIFICATIONS**

NUMBER OF LIGHTS	TYPE OF LIGHTS	TOTAL LIGHT OUTPUT (SQM)	WEIGHT (KG)	TRANSPORT
6	150W LED	3800	920	

# Power Generation

Available to suit nearly any small to medium project, we have generator's available on trailers or skids for more long term projects. Watch this space as we look to further grow our offering.



Small Power Generators	66
Medium Power Generators	67

## COMMON NAMES

Power Generators, Power Gens, Standby Generator's, Diesel Power











Our range of portable diesel generators include 20-60kva units. Offering a near new equipment, we can guarantee improved fuel savings with excellent, reliable power sources.

**BENEFITS**

- **Improved fuel consumption -**  
Lower fuel usage and save \$\$.
- **Available with variety of outlets**  
- Get the confirmation that will suit your needs.

**SPECIFICATIONS**

KVA	CONFIGURATION	INVERTER	FUEL	TRANSPORT
2	Single Phase	Silenced	Petrol	
4	Single Phase	Silenced or Open Station	Petrol	
7	Single Phase	Open Station	Petrol	
8	Single Phase	Silenced or Open Station	Petrol	
9	Single Phase	Open Station	Petrol	
11	Single + 3 Phase	Open Station	Petrol	





Our fleet of medium sized generators include the range from 10-20kva. We can supply these with Power Banks and an assortment of adapters and cords, just ask us!

Our new fleet can offer you a reliable, fast power source when and where you need it.

**BENEFITS**

- **Trailered/Skid Mounted** - Quick and easy to set up for instant power.
- **Improved fuel consumption** - Lower fuel usage and save \$\$.
- **Additional Distribution Boards** - We'll get you sorted!

**SPECIFICATIONS**

KVA	CONFIGURATION	FUEL	TRANSPORT
13	Single + 3 Phase	Diesel	
20	Single + 3 Phase	Diesel	



47  
CO.

FIRST CHOICE  
RENTALS AND SALES

CRONER

UD TRUCKS

NCG594

PK18280



# Highway Trucks



Our Highway Trucks range from 3T to 8T. All units have tipping capability and are in near-new condition. Most of our trucks are complete with tow-bars and drainage chutes. Additional extras can be added upon booking confirmation.

With NC Hire you have the choice of putting your company logo on your hired units to assist with brand recognition.

3 Tonne Tippers	70
5 Tonne Tippers	71
8 Tonne Tippers	72

## COMMON NAMES

Dumper, Dump Truck, Tip Truck



We have variety of car licence makes/models available for hire in near-new condition.

The perfect truck for small projects where drivers don't hold a Class 2 licence.



SPECIFICATIONS

CAPACITY (T)	DETAIL
3	Tipper, Drawbar, 2m³ Volume

BENEFITS

- **Solid, Reliable Brands** - NC Hire only operates tried and proven brands that will keep you productive.
- **Customizable** - Tell us about your requirements and we'll partner together to deliver a truck suited for you needs.
- **Latest Technology** - Improved fuel economy and the latest safety features.
- **Automatic Transmission** - Simple and easy to drive and operate.



We have Tipper Trucks available in the Class 2 licence at 5T payloads. These trucks are late model machines and include the latest technology and safety features.

Also available with Water Cart attachments (see Trucked Water Carts - page 75).

### BENEFITS

- **Solid, Reliable Brands** - NC Hire only operates tried and proven brands that will keep you productive.
- **Customizable** - Tell us about your requirements and we'll partner together to deliver a truck suited for you needs.
- **Latest Technology** - Improved fuel economy and the latest safety features.
- **GPS Tracking** - We can take care of your fleet with comprehensive tracking systems.
- **Versatility** - Ideal for excavator cartage and drainage contractors, with drainage chutes and tie-down points.

### SPECIFICATIONS

CAPACITY (T)	DETAIL
5	Tipper, Swing Tailgate with Chute, Drawbar







We have variety of Class 2 makes/models available for hire in near-new condition.

Also available with Water Cart attachments (see Trucked Water Carts - page 75).



SPECIFICATIONS

CAPACITY (T)	DETAIL
8	Tipper, Swing Tailgate with Chute, Drawbar

BENEFITS

- **Solid, Reliable Brands** - NC Hire only operates tried and proven brands that will keep you productive.
- **Customizable** - Tell us about your requirements and we'll partner together to deliver a truck suited for you needs.
- **Latest Technology** - Improved fuel economy and the latest safety features.
- **GPS Tracking** - NC Hire can take care of your fleet with comprehensive tracking systems.
- **Versatility** - Ideal for excavator cartage and drainage contractors, with drainage chutes and tie-down points.

# Dust Suppression



NC Hire has a range of small to medium Water Carts to tackle your dust suppression requirements. Our popular Trailered units are ideal for small/compact projects with the Trucked units being suitable for commercial and roading projects.

Trailered	74
Trucked	75

## COMMON NAMES

Water Carts, Dust Suppression Unit (DSU)



These popular 2000L Trailered Water carts are perfectly suited for small/compact projects for both dust suppression and compaction needs.

Complete with an inlet hose, these can be refilled from nearly any water source. Also suitable for cleaning machinery with the spray hose.

**BENEFITS**

- **15m Hose Reel** - Ideal for spot spraying.
- **Dust Suppression Bar** - Controlled from the vehicle headlamps makes it ideal for medium sized projects.
- **Inlet Hose** - Fill up from most water sources.



**SPECIFICATIONS**

CAPACITY (L)	FILLED WEIGHT (KG)	SPREAD (Approx)
2000	2500	10-15m





Available in the fleet is a range of Water Carts to fit our Class Two Trucks as an attachment. Comes complete with in-cab controls, baffle system and hose reel.

Offers the opportunity to use the truck for twin purpose - with or without Water Cart attachment.

**BENEFITS**

- **Inlet Hose** - Fill up from creeks, open water sources.
- **In-Cab Controls** - Control flow without leaving the cab.
- **Hose Reel** - Ideal for small tasks with exact water placement.

**SPECIFICATIONS**

CAPACITY (L)	ENGINE	NOZZLES
3000	Petrol	3 Adjustable Outputs
6000	Petrol	3 Adjustable Outputs



# Long Term Rentals

Customise  
our machines  
with your own  
company logo!

We work with you to provide solutions to your long term rental requirements. Our industry knowledge and experience means we understand what you need.

## Your Benefits Include

- Improve your Company Image
- Competitively priced
- Fully serviced and maintained
- Modern machinery
- Variety of attachments available
- Brand the machine with your company logo
- Access to Dedicated Account Manager - 24/7



**Call us for more information...**  
**0800 624 473 or 021 854 118**

# Compaction

Our large range of Compaction Equipment includes Vibrating Plate Compactors from 45kg-500kg, suitable for the smallest to largest jobs.



Trench Rammers	78
Plate Compactors	79

## COMMON NAMES

Wacker, Rammer, Plate, Jumping Jack





Trench Rammers / Jumping Jacks are ideal for compacting material where space is tight around obstacles.

**BENEFITS**

- **Ergonomic Handles** - Less strain over longer periods.
- **Fuel Efficient** - Save on fuel and money.
- **Range of Pad Sizes** - Great for different sized projects.





**SPECIFICATIONS**

WEIGHT (KG)	WIDTH (MM)	COMPACTION RATING (KN)	TRANSPORT
60	28	13	
70	30	15	



Our Vibrating Plate Compactors include the smallest push along units to the self propelled units.

**SPECIFICATIONS**

WEIGHT (KG)	WIDTH (MM)	COMPACTION RATING (KN)	TRANSPORT
50	350	10	
60	350	15	
100	450	20	
350	600	45	
400	600	50	
480	650	60	

**BENEFITS**

- **Ergonomic Handles** - Less strain over longer periods.
- **Fuel Efficient** - Save on fuel and money.
- **Huge Range of Sizes** - Get the right size for the project/application.



# Introducing Hire to Buy!

Have you thought about our popular **Hire to Buy** option?

This allows you to take our quality equipment for a fixed term with no obligation to purchase. Simply, when you have experienced for yourself the superior performance and higher productivity our excellent equipment has to offer and you wish to purchase, a percentage of your rental payments become a down payment on your machine!

## **The Benefits Include:**

- 100% of rental payments are tax deductible
- Try before you buy!
- All machines maintenance costs are included in the rental price
- NC Hire will carry out servicing work on machines while in hire period, and provide free 6 Monthly Certifications
- Grow your business with minimal outlay



You could  
**SAVE**  
Thousands!

**Talk to us about Hire to Buy...**

**0800 624 473 or 021 854 118**



# Tools and Site Equipment

NC Hire can supply a range of small hand-held Construction Tools, meaning we can be your one-stop-shop for civil projects.



Fuel Trailers	82
Water Blasters	82
Concrete Mixers	82
Concrete Breakers/Drills	83
Concrete Saws	83
Power Trowels	83
Pumps	84
4 - 6T Alloy Ramps	84
Extractor Fans	84
Stihl Combi Tool	85
Pipe Laser	85
Laser Equipment	85



## FUEL TRAILERS

- 1300L Capacity
- Petrol pump with metered flow
- Trailer



## WATER BLASTERS

- Trailered
- Fitted with 500L tank
- Available with drain clearing nozzle



## CONCRETE MIXERS

Our range of large bowl mixers are petrol-powered and towable to site.



### CONCRETE BREAKERS/DRILLS

Our range of powerful medium to large hand-held Concrete Breakers and Drills are suitable for areas where large machines can't access.

Variety of Chisels are available for the Breakers.



### CONCRETE SAWS

Our range of Concrete Saws can come complete with carts and dust suppression tanks upon request.

Available with cart and water supply system.



### POWER TROWELS

Our range of concrete Power Trowels make quick work of any small to medium sized project.





### PUMPS

Our range of Petrol Powered Pumps include:

- 3' Fresh Water Pumps
- 2' Full Trash Pumps
- 2" Submersible Pumps
- 2" Flexi-Drive Pumps



### 4 - 6T ALLOY RAMPS

Lightweight, rigid construction. Available with and without our truck hire.



### EXTRACTOR FANS

Electric powered. Available with 30m of outlet ducting.



### STIHL COMBI TOOL

Attachments include:

- String line and blade cutter
- Rotary hoe
- Blower
- Hedge trimmer



### PIPE LASER

Designed for use when space is limited. Featuring fast self-levelling and automatic target alignment.



### LASER EQUIPMENT

Our range of laser equipment includes equipment for small to medium projects. Featuring single or dual grade.





# Excavator Attachments



NC Hire can supply a huge range of attachments to suit our Excavators, making them a versatile package suitable for a variety of tasks.

Look out for the icons in the excavator sections to see what attachments are available for your excavator.

Tilt Buckets	88
Rippers	88
Root Rakes	88
Compaction Plates	89
Sieve Buckets	89
Multi Grabs	89
Screening Buckets	90
V Buckets	90
Compaction Wheels	90
Stump Splitters	91
Rotating Stone Grabs	91
Concrete Breakers	91
Auger Units	92



## TILT BUCKETS

Tilt Buckets are standard on all excavators making shaping or precise movements a breeze.

To Fit 1.7 - 14T



## RIPPERS

Single Leg Rippers suitable for Root Removal.

To Fit 1.7 - 14T



## ROOT RAKES

Root Rake suitable for tree work/ demolition.

To Fit 3 - 14T





## COMPACTION PLATES

Known as a Vibeplate, these are perfect for ramming posts and soil down in a trench.

To Fit 3.5 - 14T



## SIEVE BUCKETS

Ideal for sorting demolition material or soil and rocks..

To Fit 5 - 14T



## MULTI GRABS

Hydraulic operated bucket with thumb like arm, suitable for tree, demolition and rock work.

To Fit 1.7 - 14T







## SCREENING BUCKETS

Ideal for sorting demolition material or soil and rocks.

To Fit 8 - 14T



## V BUCKET

V or Swale bucket ideal for easily clearing drainage trenches.

To Fit 12 - 14T



## COMPACTION WHEEL

Suitable for compaction of aggregate or soil.

To Fit 12 - 14T





### STUMP SPLITTER

Great option for splitting stumps effortlessly.

To Fit 1.5 - 5.5T



### ROTATING STONE GRABS

Ideal for work around rock placement and so much more.

To Fit 8 - 10T



### CONCRETE BREAKERS

Hydraulic Concrete Breakers suitable for breaking concrete or similar.

To Fit 0.8 - 14T





### AUGER UNITS

Hydraulic Auger Units ideal for drilling holes in difficult areas.

To Fit 0.8 - 20T

Drill Bits 150 - 1200mm



## Can't see what you're looking for?



**We're always keen to add more equipment and attachments to our fleet.**

**CALL US TODAY! 0800 624 473**



# Loader Attachments

NC Hire can supply a huge range of attachments to suit our Loaders, making them a versatile package suitable for a variety of tasks.

Look out for the icons in the loader sections to see what attachments are available for your loader.



4 in 1 Buckets	94
Forks	94
Accumulator Brooms	94
Landscape Rakes	95
Levelling Bars	95
6 Way Dozer Blades	95
Auger Units	96
Laser Box Blades	96
Grab Buckets	96
Chain Trenchers	97
Stump Splitters	97
Mulchers	97

## LOADER ATTACHMENTS



### 4 IN 1 BUCKETS

4 in 1 Buckets are ideal for levelling material and also acting as a grab.



### FORKS

Industrial Forks make an ideal choice for shifting pallets or materials around on site.



### ACCUMULATOR BROOMS

Hydraulically operated 1.8m broom will have large areas cleaned in no time, Double way broom means you have freedom to push or pull material.



Suitable on 60+ hp machines only.



### LANDSCAPE RAKES

Harley Rakes have the ability to transform many rough areas into levelled, tidy areas!



### LEVELLING BARS

Known as a levelling bar, these are perfect for levelling large areas fast.



### 6 WAY DOZER BLADES

6 Way Hydraulic Dozer blade makes short work of areas which require cleaning and shaping work.







## AUGER UNITS

Augers are excellent for large scale boring tasks, with accurate control and clear visibility.

Drill Bits 150 - 600mm



## LASER BOX BLADES

Comes complete as a package for final grading. For more details, refer to pages 47-49.



## GRAB BUCKETS

Ideal for light tree work with hydraulically operated front grab.



\*Available on Request

## LOADER ATTACHMENTS



### CHAIN TRENCHERS

Available with a range of tooth designs means you get the job done no matter what environment you're working in. Comes with precision depth control skid.



\*Available on Request



### STUMP SPLITTERS

Available for our loaders and diggers, this is a great option for splitting stumps effortlessly.



### MULCHERS

Providing high performance cutting and mulching of vegetation and overgrowth



# Access Equipment







Slab Scissor Lifts	<b>101</b>
Rough Terrain Scissor Lifts	<b>109</b>
Trailer Booms	<b>115</b>
Articulating Boom Lifts	<b>121</b>
Attachments	<b>125</b>

**“** NC Hire have been a great asset to our business as we grow. They provide very quick and efficient service with good quality equipment that ensures our work sites run smoothly without hiccup. Recommended!

## SAFETY GEAR REQUIREMENTS KEY



Hi-Vis Vest



Hard Hat



Work Boots



Harness

# CHOOSING THE RIGHT MACHINE


## 3 x MOVEMENTS

MOVEMENT	MACHINES
Up	Slab Scissor Lifts
Down	Hybrid Scissor Lifts
Move at Height*	Rough Terrain Scissor Lifts



## 4 x MOVEMENTS

MOVEMENT	MACHINES
Up	Trailer Booms
Down	
Reach	
Rotate	



## 5 x MOVEMENTS

MOVEMENT	MACHINES
Up	Articulating Boom Lifts Hydralada
Down	
Move at Height*	
Reach	
Rotate	



**\*MOVE AT HEIGHT:** Machines can only be driven while at height when the conditions meet the requirements of the machine manufacturer related to that machine. Ground conditions must be stable and flat to avoid tip over. If the stabilisers are deployed, the machine can not be driven at height.

Please call our team of professionals to specify the right machine for your project - 0800 624 473

# Slab Scissor Lifts

**ELECTRIC**



Slab Scissor Lifts are perfect for any indoor applications where working at height is required.

Non-marking tyres and an array of safety features, standard on all NC Hires Slab Scissor Lifts, ensure any task at height is a breeze. Slab Scissor Lifts range from 4m - 16m, and can be transported on site by NC Hire with either trailer or truck.



NC Hire are the New Zealand distributors for Skyjack. If you are considering purchasing either new or used please don't hesitate to call us for a quote.

6 Metre Electric	102
8 Metre Electric	103
10 Metre Electric	104
12 Metre Electric	105
14 Metre Electric	106
16 Metre Electric	107

## COMMON NAMES

Slab Scissor, Aerial Lifter, Platform Lift



- Ideal for low height tasks
- Extremely compact and nimble
- Extendible platform
- Fits inside building lifts

ONLY  
880kg

SPECIFICATIONS

BRAND	DINGLI
Model	S036-RS

DIMENSIONAL DATA

Platform Height (Raised)	3.6m
Working Height	5.6m
Platform Dimensions	1.29m x 0.7m
Platform Dimensions (Extended)	1.9m
Overall Height (Stowed)	2.03m
Overall Width (Stowed)	0.76m
Overall Length (Stowed)	1.44m

PERFORMANCE DATA

Weight	880kg
Platform Capacity	240kg
Grade Ability	25%
Wind Speed	Indoor Rated Only
Drive Speed (Stowed)	4.2km/h

TYRES: SOLID NON-MARKING



TRANSPORT



- Use indoor/outdoor on flat services
- Fold-down handrails; easily fits through doorways
- Standard with non-marking tyres
- Heavy duty brands ensures you stay productive

SPECIFICATIONS

BRAND	SKYJACK	DINGLI
Model	SJ3219	S06-E

DIMENSIONAL DATA

Platform Height (Raised)	5.8m	5.8m
Working Height	7.8m	7.8m
Platform Dimensions	1.63m x 0.66m	1.67m x 0.74m
Platform Extension Size	0.9m	0.9m
Overall Height (Stowed)	2.1m	2.01m
Overall Width	0.8m	0.76m
Overall Length	1.8m	1.86m

PERFORMANCE DATA

Weight	1170kg	1240kg
Platform Capacity	227kg	230kg
Platform Capacity (Extended)	113kg	115kg
Grade Ability	25%	25%
Wind Speed	12.5m/s	12.5m/s
Drive Speed (Stowed)	3.7km/h	5km/h

TYRES: SOLID NON-MARKING



ASK ABOUT  
OUR POPULAR  
SCISSOR AND  
TRAILER  
PACKAGES!

TRANSPORT



- Choose from wide/narrow body to suit your task
- Fold-down handrails available

SPECIFICATIONS

BRAND	DINGLI	DINGLI
Model	S0808-E	S0812-E

DIMENSIONAL DATA

Platform Height (Raised)	8m	8m
Working Height	10m	10m
Platform Dimensions	2.27m x 0.81m	2.17m x 1.12m
Platform Extension	0.9m	0.9m
Overall Height (Stowed)	2.32m	2.44m
Overall Width	0.81m	1.15m
Overall Length	2.48m	2.48m

PERFORMANCE DATA

Weight	2180kg	2655kg
Platform Capacity	230kg	450kg
Platform Capacity (Extended)	113kg	113kg
Grade Ability	25%	25%
Wind Speed	N/A	12.5m/s
Drive Speed (Stowed)	4km/h	4km/h

TYRES: SOLID NON-MARKING



**SOLID,  
WELL BUILT  
MACHINES MEAN  
YOU REMAIN  
PRODUCTIVE**

TRANSPORT





- Large, stable platform area
- Low stowed height and fold-down handrails means access through low overhead doors

## SPECIFICATIONS

### BRAND

DINGLI

Model	S1012 E
-------	---------

### DIMENSIONAL DATA

Platform Height (Raised)	10m
Working Height	12m
Platform Dimensions	2.27m x 1.12m
Platform Extension	0.9m
Overall Height (Stowed)	2.47m
Overall Width	1.15m
Overall Length	2.48m

### PERFORMANCE DATA

Weight	2965kg
Platform Capacity	320kg
Platform Capacity (Extended)	113kg
Grade Ability	25%
Wind Speed	12.5m/s
Drive Speed (Stowed)	5km/h

**TYRES: SOLID NON-MARKING**



**TRANSPORT**



- 320kg capacity
- Only 1.15m wide
- Ideal machine for warehouses and supermarkets.
- Indoor rated only

14M  
WORKING  
HEIGHT MAKES  
THIS ELECTRIC SLAB  
SCISSOR LIFT PERFECT  
FOR WAREHOUSES  
AND SUPERMARKET  
PROJECTS

SPECIFICATIONS

BRAND	DINGLI
Model	S1212 E

DIMENSIONAL DATA

Platform Height (Raised)	12m
Working Height	14m
Platform Dimensions	2.27m x 1.12m
Platform Extension	0.9m
Overall Height (Stowed Rails Up)	2.59m
Overall Width	1.15m
Overall Length	2.48m

PERFORMANCE DATA

Weight	2900kg
Platform Capacity	320kg
Platform Capacity (Extended)	113kg
Grade Ability	25%
Wind Speed	Indoor Rated Only
Drive Speed (Stowed)	5km/h

TYRES: SOLID NON-MARKING



TRANSPORT



- Biggest electric slab scissor lift in NC Hires fleet for extra reach
- 200kg capacity
- Only 1.5m wide

**A MASSIVE  
16M WORKING  
HEIGHT MAKES THIS  
ELECTRIC SLAB  
SCISSOR LIFT PERFECT  
FOR WAREHOUSES  
AND SUPERMARKET  
PROJECTS**

## SPECIFICATIONS

BRAND	DINGLI
Model	S1412 E

### DIMENSIONAL DATA

Platform Height (Raised)	14m
Working Height	16m
Platform Dimensions	2.27m x 1.12m
Platform Extension	0.9m
Overall Height (Stowed Rails Up)	2.59m
Overall Width	1.15m
Overall Length	2.48m

### PERFORMANCE DATA

Weight	3150kg
Platform Capacity	200kg
Platform Capacity (Extended)	113kg
Grade Ability	25%
Wind Speed	Indoor Rated Only
Drive Speed (Stowed)	5km/h

**TYRES: SOLID NON-MARKING**



**TRANSPORT**







# Rough Terrain Scissor Lifts

**DIESEL**



Rough Terrain Scissor Lifts are ideally suited for outdoor tasks where additional traction and stability is required to operate on uneven terrain. Each Scissor Lift is fitted with outriggers to level the machine. With suitable ventilation, Rough Terrain Scissor Lifts can operate inside meaning greater lift capacity and stabilisation over typical Electric Scissor Lifts.

Our Rough Terrain Scissor Lifts can be delivered on site by our trucks.



NC Hire are the New Zealand distributors for Skyjack. If you are considering purchasing either new or used please don't hesitate to call us for a quote.



8 Metre Diesel	110
10 Metre Diesel	111
12 Metre Diesel	112
14 Metre Diesel	113
18 Metre Diesel	114

## COMMON NAMES

All Terrain Scissor, Diesel Scissor

- Only 1.45m wide
- Non-marking tyres
- Only weighs 2,360kg
- Perfect for short-term jobs with the ability to be trailered

SPECIFICATIONS

BRAND	SNORKEL
Model	S2255RT

DIMENSIONAL DATA	
Platform Height (Raised)	6.5m
Working Height	8.5m
Platform Dimensions	2.73m x 1.4m
Platform Extension	1.2m
Overall Height (Stowed Rails Up)	2.35m
Overall Width	1.45m
Overall Length	3.3m

PERFORMANCE DATA	
Weight	2,360kg
Platform Capacity	420kg
Platform Capacity (Extended)	100kg
Grade Ability	35%
Wind Speed	12.5m/s
Drive Speed (Stowed)	5.2km/h

TYRES: RUBBER NON-MARKING



TRANSPORT



- Nimble in tight spaces and offers superior traction on difficult terrain
- Low loading heights
- SKYJACK models available with pipe racks

## SPECIFICATIONS

### BRAND SNORKEL SKYJACK

Model	S2755RT	SJ6826
-------	---------	--------

### DIMENSIONAL DATA

Platform Height (Raised)	8.1m	7.92m
Working Height	10.1m	9.75m
Platform Dimensions	2.73m x 1.4m	2.44m x 1.42m
Platform Extension Size	1.2m	1.52m
Overall Height (Stowed)	2.5m	2.38m
Overall Width	1.45m	1.76m
Overall Length	3.3m	3.35m

### PERFORMANCE DATA

Weight	2750kg	3305kg
Platform Capacity	300kg	567kg
Platform Capacity (Extended)	100kg	136kg
Grade ability	35%	50%
Wind Speed	12.5m/s	12.5m/s
Drive Speed (Stowed)	5.2km/h	6.1km/h

**TYRES: RUBBER NON-MARKING**



**WE OFFER  
EXCELLENT  
LONG TERM  
RATES!  
CALL US NOW  
0800 624 473**

#### TRANSPORT





- Excellent 4WD capabilities and fast travel speed
- A low stowed height ideal for loading tools and materials
- 1.5m roll-out extension deck can be secured in multiple positions for increased platform space and improved reach capabilities
- SKYJACK models available with pipe racks

SPECIFICATIONS

BRAND	SKYJACK
Model	SJ6832

DIMENSIONAL DATA	
Platform Height (Raised)	9.7m
Working Height	11.8m
Platform Dimensions	2.4m x 1.44m
Platform Extension Size	1.5m
Overall Height (Stowed)	2.5m
Overall Width	1.7m
Overall Length	3.35m

PERFORMANCE DATA	
Weight	3655kg
Platform Capacity	454kg
Platform Capacity (Extended)	150kg
Grade ability	40%
Wind Speed	12.5m/s
Drive Speed (Stowed)	6.3km/h

TYRES: RUBBER NON-MARKING



TRANSPORT



- Twin sliding platform extensions (Skyjack)
- With non-marking tyres, these unit are excellent for large-scale indoor projects
- Available with pipe racks (Skyjack)
- Drivable at full height

## SPECIFICATIONS

BRAND	SNORKEL	SKYJACK
Model	S3970RT	SJ8841

### DIMENSIONAL DATA

Platform Height (Raised)	11.9m	12.5m
Working Height	13.9m	14.5m
Platform Dimensions	2.71m x 1.65m	3.4m x 1.7m
Platform Extension	1.2m	2.3m
Overall Height (Stowed)	2.95m	2.9m
Overall Width	1.8m	2.3m
Overall Length	3.4m	3.4m

### PERFORMANCE DATA

Weight	3790kg	6173kg
Platform Capacity	350kg	681kg
Grade Ability	30%	30%
Wind Speed	12.5m/s	12.5m/s
Drive Speed (Stowed)	4.5km/h	4.5km/h

**TYRES: RUBBER NON-MARKING**



**TRANSPORT**



- Massive 18m working height
- Lifting capacity of 500kg
- Twin sliding platform extensions
- Hydraulic differential lock for improved rough terrain capability
- 35cm ground clearance ensures exceptional rough terrain performance


SPECIFICATIONS

BRAND	HAULOTTE
Model	H18 SX

DIMENSIONAL DATA	
Platform Height (Raised)	16m
Working Height	18m
Platform Dimensions	4m x 1.89m
Platform Extension	2m
Overall Height (Stowed)	2.97m
Overall Width	2.25m
Overall Length	4.18m

PERFORMANCE DATA	
Weight	7300kg
Platform Capacity	500kg
Grade Ability	40%
Wind Speed	12.5m/s
Drive Speed (Stowed)	6km/h

TYRES: RUBBER NON-MARKING



# Trailer Booms

**ELECTRIC/PETROL**



Trailer Booms or Cherry Pickers are ideal for both indoor and outdoor applications where access into small areas is paramount.

Towing by car makes these machines a very affordable option for short term jobs.

Check out our Hydralada's which are brand new to the fleet.



12 Metre Electric/Petrol	116
14 Metre Petrol	117
15 Metre Petrol	118
8 Metre Hydralada	119

## COMMON NAMES

Knuckle Boom, Cherry Picker, Towable  
Trailer Boom




- Safe and stable working height of up to 12.6m
- Heavy duty trailer mounted articulated boom lift
- Robust steel platform with two man capacity
- Easy to use outrigger/boom safety interlocks
- Ideal for a wide range of construction, building and maintenance applications
- Operate on petrol or DC power

SPECIFICATIONS

BRAND	SNORKEL
Model	MHP 13/35

DIMENSIONAL DATA	
Working Height	12.6m
Horizontal Reach	5.6m
Lift Capacity	227kg
Platform Dimensions	0.78m x 1.25m
Length	5.99m
Width (outriggers retracted)	1.58m
Width (outriggers extended)	3.95m
Transport Height	2.05m
Wind Speed	12.5m/s
Industry Leading Working Envelope	
Fitted with Jib Boom	
Self-levelling Platform	
Hydraulic Outriggers	
540° Non-continuous Turntable Rotation	



- Working height of up to 13.5m
- Heavy duty trailer mounted articulated boom lift
- Superb and efficient engine for a smooth and accurate response
- Easy to use outrigger/boom safety interlocks
- Ideal for a wide range applications

## SPECIFICATIONS

### BRAND

### SNORKEL

Model	MHP 14AT
-------	----------

### DIMENSIONAL DATA

Working Height	13.5m
Horizontal Reach	6.4m
Lift Capacity	215kg
Platform Dimensions	0.7m x 1.15m
Length	4.9m
Width (outriggers retracted)	1.6m
Width (outriggers extended)	3.6m
Transport Height	2m
Wind Speed	12.5m/s
Industry Leading Working Envelope	
Fitted with Jib Boom	
Self-levelling Platform	
Hydraulic Outriggers	
540° Non-continuous Turntable Rotation	



### TRANSPORT




- Working height of up to 14.8m
- Heavy duty trailer mounted articulated boom lift
- Superb and efficient engine for a smooth and accurate response
- Easy to use outrigger/boom safety interlocks
- Ideal for a wide range applications
- Petrol powered

SPECIFICATIONS

BRAND	SNORKEL
Model	MHP 15HD

DIMENSIONAL DATA	
Working Height	14.8m
Horizontal Reach	7m
Lift Capacity	227kg
Platform Dimensions	0.77m x 1.24m
Length	7.45m
Width (outriggers retracted)	1.77m
Width (outriggers extended)	3.7m
Transport Height	1.9m
Wind Speed	12.5m/s
Industry Leading Working Envelope	
Fitted with Jib Boom	
Self-levelling Platform	
Hydraulic Outriggers	
540° Non-continuous Turntable Rotation	



TRANSPORT



- Ideal for project where you need a versatile boom that can be trailered for short/mid term jobs
- Unique 4WD Design is perfect in rough, uneven ground
- Very popular with Barn/Shed Builders, Irrigation Specialists, Horticulturist plus so much more!
- Tow away on a specialist trailer



## SPECIFICATIONS

### BRAND HYDRALADA

Model	640i MAXI
-------	-----------

### DIMENSIONAL DATA

Working Height	8.4m
Platform Height	6.4m
Lift Capacity	220kg
Width	2.5m
Overall Length	6.5m
Weight	1680kg



### TRANSPORT







# Articulating Boom Lifts

**DIESEL**



Knuckle or Articulating Boom Lifts provide the ultimate working platform when needing to reach up and over obstacles. NC Hire offers a range of 16m - 21m lifts including some with inbuilt generators.

All boom lifts can be transported using our own fleet of trucks.



NC Hire are the New Zealand distributors for Skyjack. If you are considering purchasing either new or used please don't hesitate to call us for a quote.

16 Metre	122
18 Metre	123
21 Metre	124

## COMMON NAMES

Boom Lifter, Knuckle Boom, Cherry Picker, All Terrain Lifter

- 16m booms are ideal for any commercial building/warehouse
- Best in class/reach for size
- Oscillating axle that can handle rough terrain
- 7KVA power to platform available
- Superior traction/all-terrain ability

SPECIFICATIONS

BRAND	SKYJACK
Model	SJ46AJ

DIMENSIONAL DATA	
Platform Height (Raised)	14.15m
Working Height	16.15m
Platform Dimensions	1.83m x 0.76m
Overall Height (Stowed)	2.07m
Overall Width (Stowed)	2.24m
Overall Length (Stowed)	6.5m
Up and Over Height	7.63m

PERFORMANCE DATA	
Weight	6981kg
Platform Capacity	227kg
Power to Basket (Subject to availability)	7KVA
Grade Ability	45%
Wind Speed	12.5m/s
Drive Speed (Stowed)	7.7km/h

TYRES: RUBBER NON-MARKING



TRANSPORT



- The SJ51 offers greater reach than the SJ46's while maintaining the same compact chassis
- 7.63m up and over height
- Compact, fast machines
- 7KVA power to platform available



## SPECIFICATIONS

BRAND	SKYJACK
Model	SJ51AJ
DIMENSIONAL DATA	
Platform Height (Raised)	15.5m
Working Height	17.5m
Platform Dimensions	1.83m x 0.76m
Overall Height (Stowed)	2.07m
Overall Width (Stowed)	2.24m
Overall Length (Stowed)	7.25m
Up and Over Height	7.63m

PERFORMANCE DATA	
Weight	7316kg
Platform Capacity	227kg
Power to Basket (Subject to availability)	7KVA
Grade Ability	45%
Wind Speed	12.5m/s
Drive Speed (Stowed)	7.7km/h

**TYRES: RUBBER NON-MARKING**



**TRANSPORT**





- A unique knuckle arrangement provides the operator with 12.19m of horizontal reach
- Oscillating axle and superior traction control ensures performance on the toughest terrains
- 7KVA power to platform available



SPECIFICATIONS

BRAND	SKYJACK
Model	SJ63AJ

DIMENSIONAL DATA	
Platform Height (Raised)	19.4m
Working Height	21.4m
Platform Dimensions	2.4m x 0.91m
Overall Height (Stowed)	2.54m
Overall Width (Stowed)	2.44m
Overall Length (Stowed)	9.14m
Up and Over Height	8.38m

PERFORMANCE DATA	
Weight	9752kg
Platform Capacity	227kg
Power to Basket (Subject to availability)	7KVA
Grade Ability	45%
Wind Speed	12.5m/s
Drive Speed (Stowed)	7.3km/h

TYRES: RUBBER NON-MARKING

MASSIVE  
12.19M OF  
HORIZONTAL  
REACH

TRANSPORT



# Attachments



NC Hire has a range of attachments to fit our SKYJACK Equipment. Ideal for making your hired machine a more versatile package to suit your application.

With correct and safe use, these are guaranteed to improve productivity by freeing up deck space.

NC Hire reserves the right to change the details and specifications of these attachments at any time to match the manufactures current guidelines and recommendations, for the safety of our customers. It is essential that you get these details confirmed before carrying out work to ensure you have the latest information.

Slab Scissor Lifts	126
RT Scissor Lifts	127

PIPE RACKS

LIGHT-DUTY SPECIFICATIONS

	SJ 3219
Rated work load on pipe rack	23 kg
Total rated work load including load on pipe rack	220 kg 1 person
Max wind speed	0 m/s

HEAVY-DUTY SPECIFICATIONS

	SJ 3219
Rated work load on pipe rack	45 kg
Total rated work load including load on pipe rack	185 kg 1 person
Max wind speed	0 m/s
Max manual force	200 N

BOARD CARRIER

SPECIFICATIONS

	SJ 3219
Rated work load on board carrier	45 kg
Total rated work load including load on board carrier	206 kg 1 person
Max wind speed	0 m/s



PIPE RACKS

Ideal for HVAC, plumbing and fire sprinkler installation, this heavy-duty pipe rack is designed for durability and sturdiness. The pipe rack provides a high capacity with a rated load up to 320 kg (varies by model) and 40 cm diameter pipes, providing a secure, safe and productive solution.




MEET YOUR  
SAFETY  
REQUIREMENTS

Neoprene strip prevents material damage and limits vibration

Durable nylon straps to keep load secure

Mounted on the main platform



Holder to carry spools with sizes up to 350 mm diameter by 150 mm wide. A fixed eccentric cap keeps the spool secure and prevents sliding off



U-brackets are used to mount over the platform railings. The brackets are clamped together with nuts and bolts to keep the rack secured

SPECIFICATIONS

	SJ6826 RT	SJ6832 RT	SJ8841 RT
Related work load on pipe rack per pair on supports	205 kg	205 kg	205 kg
Platform total capacity including load on pipe rack	567kg 2 persons	454 kg 1 person	560 kg 2 person
Max wind speed	12.5m/s	12.5m/s	12.5m/s
Max manual force	400 N	200 N	400 N



# Premium Used Equipment **FOR SALE**

**NC Hire** has only the most modern and highly maintained equipment in our fleet; hence why we regularly have quality, low houred machinery for sale.



Enjoy peace of mind knowing that all our machinery has been maintained to the highest of standards and can offer the balance of the machine warranty.

**Call us now for a list of sales stock.  
0800 624 473 or 021 854 118**

# Transport



NC Hire is able to get any of our rental fleet to your job site quickly and affordably with our large range of transportation equipment.

We pride ourselves in our quick response times to requests for equipment, by having a dedicated team ready to meet your requests.



**We can also assist with your own fleet transport requirements with our team of trained professionals.**

Plant Trailers	130
Tilting Trailers	130
Specialty Trucks	130



## PLANT TRAILERS

Our fleet of trailers can transport up to 2.8T making them a great option for transporting any excavators up to 2.5T. Available for short term hire with equipment, these are a perfect way to save on cartage costs.



## TILTING TRAILERS

Our fleet of tilting trailers can transport up to 2.8T making them a great option for transporting multiple machines or large/long loads. These are the perfect way to save on cartage costs.



## HEAVY TRAFFIC TRUCKS

Our heavy traffic range trucks will cart up to 14T, including any equipment over 6T or multiple smaller units.



Ask about getting your own machinery carted by us!

# Health and Safety



We pride ourselves in keeping our customers safe, and making sure no preventable accidents can take place.

By not only hiring the best possible machinery, we also carry regular checks and ensure certifications are always carried out. Our staff know the requirements and a full inventory of safety equipment is held on-site.

---

Partners

132

---



The Team at NC Hire take **Health and Safety** very seriously.

In our effort of continuous improvement we ensure all equipment meets your site requirements where necessary.

Each machine receives a pre-hire check which includes a meticulous clean inside and out, and functions to its safety parameters. Internal systems allow us to check if each individual machine has been supplied with the correct equipment to ensure you remain safe on and around our equipment.

Machines are available with the following:

- **Satellite Beacons**
- **Flashing Lights**
- **GPS Tracking System**
- **Travel Alarms**
- **Tag Out Devices**
- **Fire Extinguishers**
- **First Aid Kits**
- **Drop Valves where required**



**We've Joined...**



**Not Sure About What You Need to Have?...**

**Give us a Call!**



**DON'T RISK BEING  
CAUGHT OUT WITH  
UNSAFE MACHINERY  
ON YOUR SITE**



# You Tell Us What You Want and When... and We'll Get it There!

We'll take care of everything to have your machinery on site quickly and efficiently, and we can offer delivery times to suit your situation\*.

\*Standard travel times apply. Only machines in stock/fleet.



**Call us about your requirements**  
**0800 NC HIRE (624 473)**

**24/7**



CONSTRUCTION EQUIPMENT



#### CUSTOMER SUCCESS

Convey the image you deserve. We only rent modern, quality, reputable brands and are focused on your success.



#### CUSTOMER SUPPORT

When you call, the response comes with speed and you can rely on us to stick to our promises and go the extra mile with a smile.



#### CUSTOMER DEADLINES

Focus on the things that really matter and rely on us to deliver in full, on time, every time, insuring a hassle free experience from start to finish.



#### EQUIPMENT SPECIALISTS

For your peace of mind, machinery is our passion and we are focused on providing the right equipment for the job.

- Christchurch
- Amberley
- Rangiora (24/7 Depot!)

#### OPENING TIMES

Monday - Friday 7am - 5pm

0800 624 473  
[hire@nchire.co.nz](mailto:hire@nchire.co.nz)



Follow us on...

